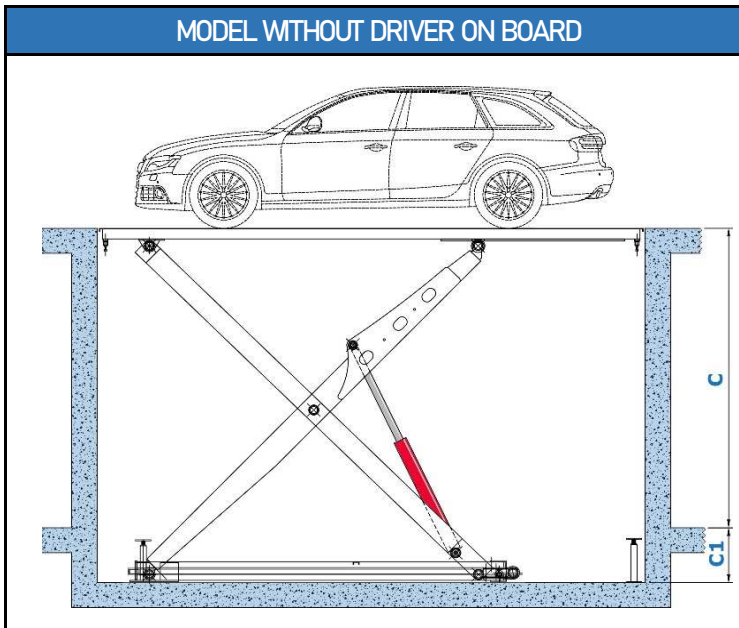
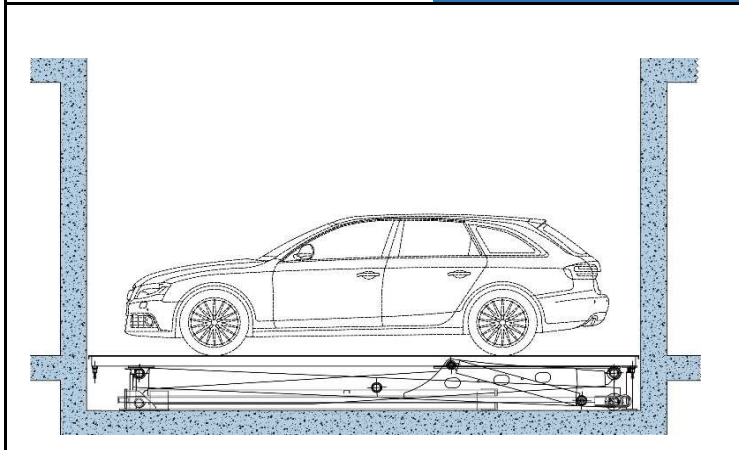


Technical specification	
N° of cylinders	3
Capacity (kg)	3500
(HP/KW) Motor	5,5/4 (Max. 7,5/5,5)
Estimated Speed (cm/s)	7/10


Vela



Section view - UP



Section view - DOWN



Plant Dimensions

DIMENSIONS FOR STANDARD MACHINE			
Definition	Ref.	Standard (mm)	Max (mm)
Pit lenght	A	5100	6000
Flatbed lenght	A1	5050	5950
Wall distance	A2	25	
Pit width	B	2500	3000
Flatbed width	B1	2450	2950
Wall distance	B3	25	
Stroke	C	3000	4000
Extra pit	C1	700	



Loads (kN)	
N1	35
N2	3

