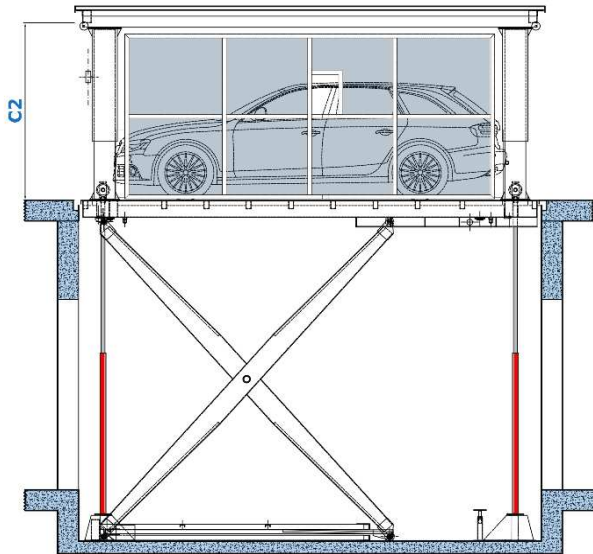


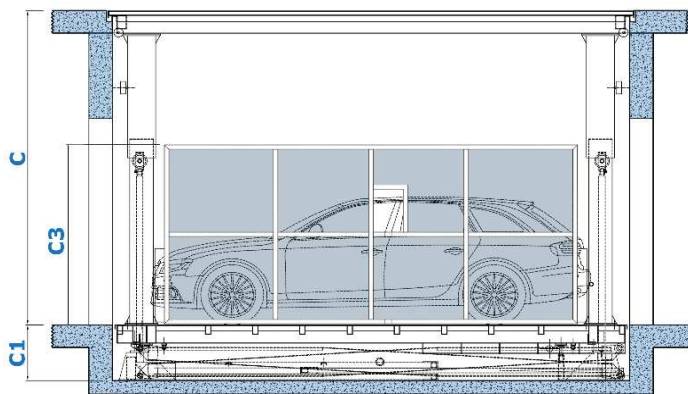
Technical specifications	
N° of cylinders	5
Total Capacity (kg)	5000
(HP/KW) Motor	5,5/4 (Max. 12,5/9)
Estimated Speed (cm/s)	6/8

# Aries

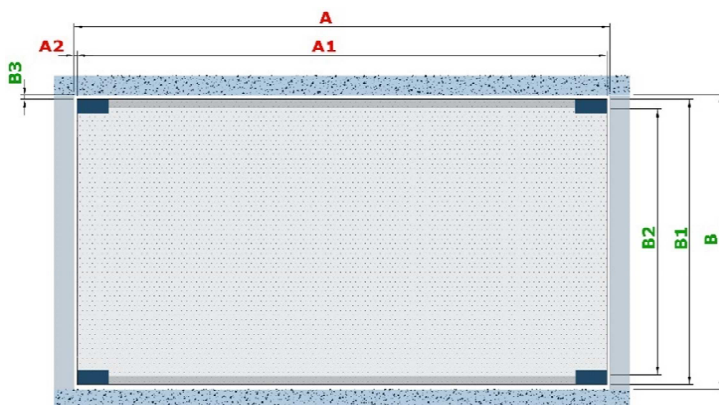
## MODEL WITH DRIVER ON BOARD



Section view - UP



Section view - DOWN



Plant Dimensions

## Dimensions for Standard machine

Definition	Ref.	Standard (mm)	Max (mm)
Pit length	A	5360	6500
Flatbed length	A1	5310	6450
Distanza dal muro	A2	25	
Pit width	B	2500	3000
Flatbed width	B1	2450	2950
Clear passage	B2	2200	2700
Wall distance	B3	25	
Stroke	C	2700	3800
Extra pit	C1	570 / 620	
Clear passage	C2	to be defined	
Parapets high	C3	1200	2100



Ex. DRAINAGE CHANNEL - FLOOR " X" mm

MORE DETAILS ON OTHER SPECIFIC SHEET

